


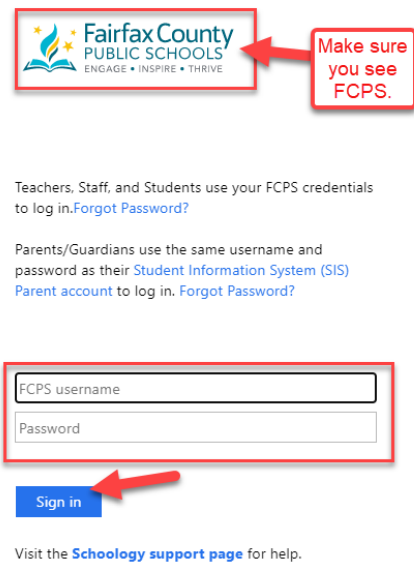
How to access Schoology (Student Directions)

1. Open Schoology

- Double-click on the Schoology icon on the student laptop or...
- Open Chrome, then go to www.fcps.edu and click on Schoology from the menu at the top



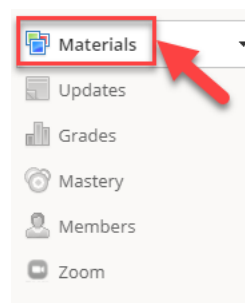
2. Sign in using your FCPS username and password, then click Sign In.



3. Click on Courses and locate your Homeroom Course.



4. Go to Materials.



THANK YOU FOR YOUR PATIENCE AS WE WORK THROUGH THIS TOGETHER!