

Braddock Elementary School 2023

Welcome to Our Family

March 2, 2023



BES Community Town Hall Meeting



Braddock Elementary School 2023



28 Countries, 32 Languages, One Family!

Diversity is the Key to our Strength

Always Welcoming New Members



Portrait of a Graduate

at Braddock Elementary School



Fairfax County
PUBLIC SCHOOLS
ENGAGE • INSPIRE • THRIVE

What is Portrait of a Graduate?

In 2014, FCPS adopted the Portrait of a Graduate (POG)
to answer this question:

What are the skills necessary for success for all children in this rapidly changing, increasingly diverse, and interconnected world?

What is Portrait of a Graduate?

Portrait of a Graduate prioritizes the development of skills that will empower students to be productive citizens of a global community and successful in the workforce of the future.

[Example video](#)

Who do we want our students to be?

Portrait of a Graduate is made up of five main attributes that are broken down into specific skills that all of us use every day.

[Example Video](#)



Communicator



Collaborator



Ethical & Global
Citizen



Creative &
Critical Thinker



Goal-Directed &
Resilient
Individual

What does a Portrait of a Graduate look like at Braddock?

This year, our class will develop the *communicator = I speak, so others can understand me, Collaborate = I respectfully listen to the ideas of others, Critical thinking = I can say why I think an idea is a good one. In the following video, you will see this three attribute in action.*



Family Engagement

How can you support Portrait of a Graduate outside of school?



Family Engagement

How can you support development of Portrait of a Graduate skills outside of school?

Share examples of how you were a (collaborator, communicator, etc.) during your day or within your job. Provide specific examples and explain how using these skills helped you.

For example, I was a collaborator at work today when I _____. This was helpful because _____.

Family Engagement

How can you support development of Portrait of a Graduate skills outside of school?

Instead of asking “What did you do in school today?”, consider asking one of the following questions:

What connections did you make to what you read or heard today?

When did you create a new solution to solve a problem?

In Their Words

FCPS Students Describe Portrait of a Graduate



4th Grade BES student

Reflection

How can Portrait of a Graduate skill prepare our students for success in our rapidly changing, increasingly diverse, and interconnected world?

What can you do at home or in your community to support this goal?

Digital Citizenship

at *Braddock ES*



Fairfax County
PUBLIC SCHOOLS
ENGAGE • INSPIRE • THRIVE

Laptop Care at Home

- Keep FCPS device in laptop case when not in use or when carrying it.
- Keep FCPS device in a safe location when not in use.
- Make sure the device stays away from pets
- Keep the device away from food and drinks
- Keep sharp or heavy objects away from the screen
- Remove all items from the keyboard before closing the screen
- If taking the FCPS device outside of the house, students should keep it with them at all times (bus, walking to school)



Who should use your child's FCPS device?








- Only the student the device is checked out to should use that device
- Siblings should not use an FCPS device that is not checked out to them
- Classmates at school should not borrow another student's device



How should students use their FCPS device?

- Students should only use their device when a teacher gives them an assignment.
- Students must stay on task while working on their assignment.

Device Expectations at Braddock!!	
	Screens face your teacher.
	Only visit websites your teachers tell you to.
	Stay on task on your device.
	Keep your password to yourself.
	Post positive and productive comments only.
	Hands on your own computer.
	Ask for help if you need it!
We are Digital Citizens!!!!	

Expectativas del Dispositivo en Braddock!	
	Las pantallas miran a tu profesor.
	Solo visita los sitios web que te indiquen tus profesores.
	Manténgase en la tarea en su dispositivo.
	Guarda su contraseña para timismo.
	Publica solo comentarios positivos y productivos.
	Manos en su propia computadora.
	¡Pide ayuda si la necesitas.
¡¡¡¡Somos Ciudadanos Digitales!!!!	



What should student do on their FCPS device at home?

- Students should only use their device for instructional purposes.
- They may not be using their FCPS device for recreation purposes like watching YouTube.
- Students can complete assignments on Schoology.
- Students can go on Lexia, iReady, ST Math, or other digital resources listed on our BES Student Resources page.



Young Kids & Screens: Healthy
Development in the Digital Age

Finding Balance with Media and Tech Use at Home



Finding Balance with Media and Tech Use at Home

In this workshop, we'll reflect on:

- The activities my child engages in every week, and how much media and technology they consume.
- How might I replace media/tech time, when possible, with other learning activities?
- How can I use media and technology to enhance activities that promote learning and development?

What *is* media?

Ideal **MEALS** of Media and Tech

Every family has a delicious recipe!



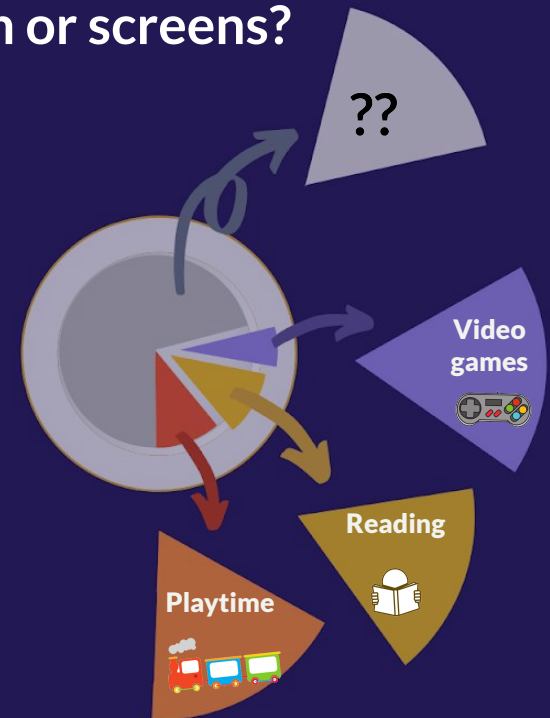
What are the **various activities** you want your child to engage in every week?



Which activities can you use media and tech to support or enhance the experience?



Which activities do you prefer your child do without tech or screens?



~~Screen time~~
Quality media

Healthy **MEALS** of media

M

Model



Set a good example!
Your kids will learn
from watching your
actions.

E

Engage



Have conversations
about the content they
watch. Use media to
make connections to
real life.

A

Adjust



Not all screen time
is the same.
Choose appropriate,
high-quality content.

L

Limit



Set healthy rules and
expectations for your
home.

S

Support



Support each other!
Be patient, even on
days when rules go
out the door!

What are some ways we can **model** the healthy use of media and tech at home?

M

Model

Set a good example! Your kids will learn from watching your actions.



What are some ways to **engage** with your child while and after using media and tech?

E

Engage

Have conversations about the content they watch. Use media to make connections to real life.



What are some ways we can **adjust** the media we choose and when/where we use it?

A

Adjust

Not all screen time is the same. Choose appropriate, high-quality content.



What are some **limits** and expectations we can establish at home regarding the use of media and tech?

L

Limit

Set healthy rules and expectations for your home.



How else can we
support our
family and
our community?

S

Support

Support each other!
Be patient, even on
days when rules go
out the door!



What three things will you practice at home with your kids, based on what you learned today?

Ideal MEALS of Media and Tech



Model: Set a good example! Your kids will learn from watching your actions.



Engage: Have conversations about the content they watch. Use media to make connections to real life.



Adjust: Not all screen time is the same. Choose appropriate, high-quality content.



Limit: Set healthy rules and expectations for your home.



Support: Support each other! Be patient, even on days when rules go out the door!

1. _____
2. _____
3. _____



Keesha Jackson-Muir, Principal
knjacksonmui@fcps.edu

Sherry Sooknanan, Administrative Assistant
703-914-7358

Braddock Administrative Team

Eneida Thomas, Assistant Principal (PreK-1)
emthomas@fcps.edu or call 703-914-7309

Maureen Lopez, Assistant Principal (Gr 2-3)
mmlopez1@fcps.edu or call 703-914-7304

Holly Dowling, Assistant Principal (Gr 4-5)
hmdowling@fcps.edu or call 703-914-7388

